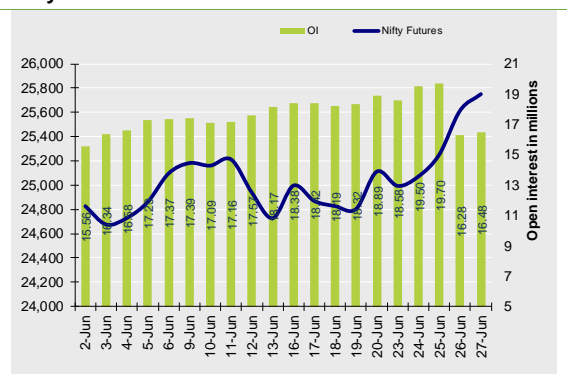


## Nifty Snapshot

	Close	Prv Cl.	Ab chg	% chg
<b>Spot</b>	25,637.80	25,549.00	88.80	0.35
<b>Futures</b>	25,750.20	25,615.00	135.20	0.53
<b>Oil(ml shr)</b>	16.48	16.28	0.19	1.19
<b>Vol (lots)</b>	68448	134883	-66435	-49.25
<b>COC</b>	112.40	66.00	46.40	70.3
<b>PCR-OI</b>	1.25	1.28	-0.03	-2.3

## Nifty Futures Price v/s OI



## Institutional Activity in previous trading session

(in Rs cr.)	Buy	Sell	Net
Index Futures	2715.78	2424.98	290.80
Index Options	841409.04	853460.63	-12051.59
Stock Futures	30132.09	29213.01	919.08
Stock Options	57699.85	63128.52	-5428.67
FII Cash	19,740.81	18,343.79	1,397.02
DII Cash	41,201.99	41,790.92	-588.93

## Net FII Activity (in Rs cr.)

Date	Idx Fut	Stk Fut	Idx Opt	Cash
27-Jun	290.8	919.1	-12051.6	1397
26-Jun	4806.7	3166.9	32273.5	12594
25-Jun	528.3	4123.2	21092.9	-2428
24-Jun	-1457.8	2007.1	-31804.9	-5266
23-Jun	-1174.4	-311.9	13646.0	-1874
20-Jun	117.8	4403.2	-22365.6	7941

## Technical Pivot (Intraday):

	S2	S1	PIVOT	R1	R2
NIFTY	25260	25435	25535	25710	25810
BANKNIFTY	56525	56890	57090	57455	57655

(Price is in Rs; OI is in million units; Price chg and OI chg are in percentage) **NB RESEARCH**

## Fresh Longs seen in:

Scrip	Price	Price chg	OI	OI Chg
IGL	215.8	3.2	16.7	13.4
LUPIN	1945.3	0.8	10.7	12.7
FEDERALBNK	210.0	0.2	87.8	11.8

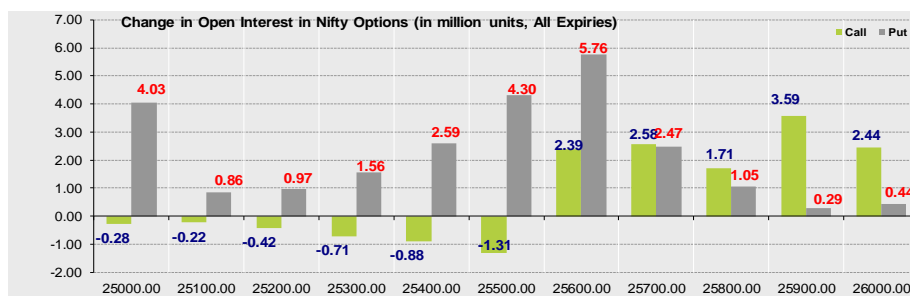
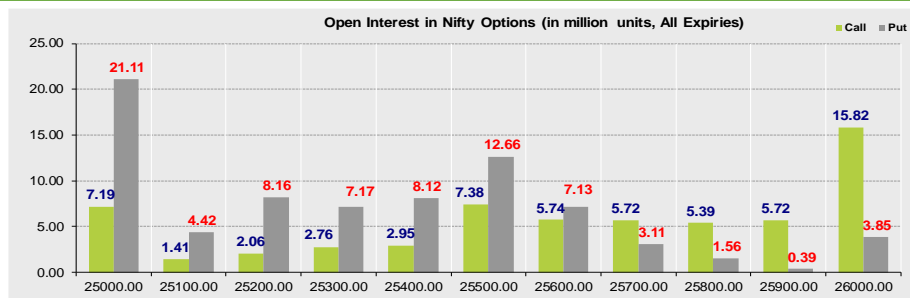
## Short Covering seen in:

Scrip	Price	Price chg	OI	OI Chg
BDL	1886.5	2.5	2.6	-9.5
SHREECEM	31015.0	2.4	0.2	-7.0
ICICIBANK	1467.6	1.7	91.9	-6.6

## Summary

- Indian markets closed on a positive note where buying was mainly seen in Metals Financial Services, Oil & Gas Sectors. Nifty Jul Futures closed at 25750.20 (up 135.20 points) at a premium of 112.40 pts to spot.
- FII were net buyers in Cash to the tune of 1397.02 Cr and were net buyers in index futures to the tune of 290.80 Cr.
- India VIX decreased by 1.60% to close at 12.39 touching an intraday high of 12.92.

## Open Interest in Nifty Options:



- The above second chart shows previous trading day's change in Nifty options where Addition in OI were seen in 26000, 25900, 25800, 25700 strike Calls and at 25400, 25500, 25600, 25700 strike Puts indicating market is likely to remain range bound in the near term.
- Highest OI build-up is seen at 26000 strike Calls and 25000 strike Puts, to the tune of 15.82mn and 21.11mn respectively.

## Outlook on Nifty:

**Index is likely to open on a flattish note today and is likely to remain range bound during the day.**

**NIFTY50 Options OI (CE OI = Resistance) (PE OI = Support)**

Symbol	Highest CE OI	Highest PE OI	CMP
ADANIENT	2700	2700	2662
ADANIPTS	1500	1400	1450
APOLLOHOSP	7500	7000	7341
ASIANPAINT	2400	2300	2372
AXISBANK	1300	1200	1230
BAJAJ-AUTO	9000	8000	8496
BAJFINANCE	950	900	951
BAJAJFINSV	2100	2000	2052
BEL	420	400	418
BHARTIARTL	2000	1900	2020
CIPLA	1500	1500	1511
COALINDIA	400	400	397
DRREDDY	1400	1250	1302
EICHERMOT	5800	5000	5661
ETERNAL	290	250	264
GRASIM	3000	2740	2881
HCLTECH	1720	1700	1725
HDFCBANK	2100	2000	2024
HDFCLIFE	800	740	807
HEROMOTOCO	4400	4300	4283
HINDALCO	700	670	699
HINDUNILVR	2400	2300	2317
ICICIBANK	1500	1400	1468
ITC	420	420	422
INDUSINDBK	900	800	864

**NIFTY50 Options OI (CE OI = Resistance) ( PE OI = Support)**

Symbol	Highest CE OI	Highest PE OI	CMP
INFY	1700	1600	1620
JSWSTEEL	1020	1000	1031
JIOFIN	330	300	326
KOTAKBANK	2200	2100	2214
LT	3840	3500	3703
M&M	3200	3200	3202
MARUTI	13000	12500	12731
NTPC	350	330	339
NESTLEIND	2500	2300	2460
ONGC	250	240	245
POWERGRID	300	290	299
RELIANCE	1600	1500	1521
SBILIFE	1900	1800	1857
SHRIRAMFIN	700	680	701
SBIN	800	800	810
SUNPHARMA	1700	1700	1695
TCS	3500	3400	3451
TATACONSUM	1130	990	1131
TATAMOTORS	700	680	691
TATASTEEL	170	160	162
TECHM	1700	1700	1687
TITAN	3880	3600	3675
TRENT	6200	6000	6067
ULTRACEMCO	12000	11000	12194
WIPRO	270	240	267

[illegible][illegible]

**Derivative Recommendations:**

Stock Name	Call (Buy/Sell)	Entry price	Targets	Stop Loss	Duration	Status
LTF 200CE	Buy	9.7	14	7.5	1-2 Days	Open

**FROM THE EQUITY DERIVATIVE DESK:**

**NIRAV HARISH CHHEDA**  
AVP - DERIVATIVES AND TECHNICAL RESEARCH  
E-Mail: [nirav.chheda@nirmalbang.com](mailto:nirav.chheda@nirmalbang.com)  
Tel no: 6273-8199/8000

**AMIT BHUPTANI**  
SNR.DERIVATIVES AND TECHNICAL RESEARCH ANALYST  
E-Mail: [amit.bhuptani@nirmalbang.com](mailto:amit.bhuptani@nirmalbang.com)  
Tel no: 6273-8242/8000

**DISCLOSURES**

Research Reports that are published by Nirmal Bang Securities Private Limited (hereinafter referred to as "NBSPL") are for private circulation only. NBSPL is a registered Research Analyst under SEBI (Research Analyst) Regulations, 2014 having Registration no. INH000001766. NBSPL is also a registered Stock Broker with National Stock Exchange of India Limited, BSE Limited, Metropolitan Stock Exchange of India Limited, Multi Commodity Exchange of India Limited, National Commodity and Derivative Exchange Limited and Indian Commodity Exchange Limited in cash and Equity and Commodities derivatives segments.

NBSPL has other business divisions with independent research teams separated by Chinese walls, and therefore may, at times, have different or contrary views on stocks and markets.

NBSPL or its associates have not been debarred / suspended by SEBI or any other regulatory authority for accessing / dealing in securities Market. NBSPL, its associates or analyst or his relatives do not hold any financial interest (Except Investment) in the subject company. NBSPL or its associates or Analyst do not have any conflict or material conflict of interest at the time of publication of the research report with the subject company. NBSPL or its associates or Analyst or his relatives may or may not hold beneficial ownership of 1% or more in the subject company at the end of the month immediately preceding the date of publication of this research report.

NBSPL or its associates / analyst has not received any compensation / managed or co-managed public offering of securities of the company covered by Analyst during the past twelve months. NBSPL or its associates have not received any compensation or other benefits from the company covered by Analyst or third party in connection with the research report. Analyst has not served as an officer, director or employee of Subject Company. NBSPL / analyst has not been engaged in market making activity of the subject company.

Analyst Certification: The research analysts and authors of these reports, hereby certify that the views expressed in this research report accurately reflects my/our personal views about the subject securities, issuers, products, sectors or industries. It is also certified that no part of the compensation of the analyst(s) was, is, or will be directly or indirectly related to the inclusion of specific recommendations or views in this research. The analyst(s) principally responsible for the preparation of this research report and has taken reasonable care to achieve and maintain independence and objectivity in making any recommendations.

**DISCLAIMER**

This report is for the personal information of the authorized recipient and does not construe to be any investment, legal or taxation advice to you. NBSPL is not soliciting any action based upon it. Nothing in this research shall be construed as a solicitation to buy or sell any security or product, or to engage in or refrain from engaging in any such transaction. In preparing this research, we did not take into account the investment objectives, financial situation and particular needs of the reader.

This research has been prepared for the general use of the clients of NBSPL and must not be copied, either in whole or in part, or distributed or redistributed to any other person in any form. If you are not the intended recipient you must not use or disclose the information in this research in any way. Though disseminated to all the customers simultaneously, not all customers may receive this report at the same time. NBSPL will not treat recipients as customers by virtue of their receiving this report. This report is not directed or intended for distribution to or use by any person or entity resident in a state, country or any jurisdiction, where such distribution, publication, availability or use would be contrary to law, regulation or which would subject NBSPL & its group companies to registration or licensing requirements within such jurisdictions.

The report is based on the information obtained from sources believed to be reliable, but we do not make any representation or warranty that it is accurate, complete or up-to-date and it should not be relied upon as such. We accept no obligation to correct or update the information or opinions in it. NBSPL or any of its affiliates or employees shall not be in any way responsible for any loss or damage that may arise to any person from any inadvertent error in the information contained in this report. NBSPL or any of its affiliates or employees do not provide, at any time, any express or implied warranty of any kind, regarding any matter pertaining to this report, including without limitation the implied warranties of merchantability, fitness for a particular purpose, and non-infringement. The recipients of this report should rely on their own investigations.

This information is subject to change without any prior notice. NBSPL reserves its absolute discretion and right to make or refrain from making modifications and alterations to this statement from time to time. Nevertheless, NBSPL is committed to providing independent and transparent recommendations to its clients, and would be happy to provide information in response to specific client queries.

Before making an investment decision on the basis of this research, the reader needs to consider, with or without the assistance of an adviser, whether the advice is appropriate in light of their particular investment needs, objectives and financial circumstances. There are risks involved in securities trading. The price of securities can and does fluctuate, and an individual security may even become valueless. International investors are reminded of the additional risks inherent in international investments, such as currency fluctuations and international stock market or economic conditions, which may adversely affect the value of the investment. Opinions expressed are subject to change without any notice. Neither the company nor the director or the employees of NBSPL accept any liability whatsoever for any direct, indirect, consequential or other loss arising from any use of this research and/or further communication in relation to this research. Here it may be noted that neither NBSPL, nor its directors, employees, agents or representatives shall be liable for any damages whether direct or indirect, incidental, special or consequential including lost revenue or lost profit that may arise from or in connection with the use of the information contained in this report.

Copyright of this document vests exclusively with NBSPL. Our reports are also available on our website [www.nirmalbang.com](http://www.nirmalbang.com)